

**Social studies**

**NAME:**

**GRADE: III.**

**DATE: 11.9.23**

5.Look Around, be alert, Stay Safe

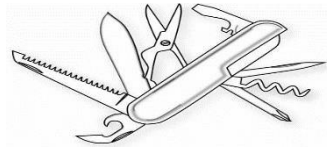
Worksheet-5

I. Write true or false

1. It is safe to switch on electrical appliances with a wet hand. \_\_\_\_\_
2. It is safe to use knives and scissors without adult supervision.  
\_\_\_\_\_
3. Playing with matches can be harmful. \_\_\_\_\_
4. It is always advisable to put your toys away after playing. \_\_\_\_\_

II. Match the following

1.Zebra crossing -



2.At the bus stop -



3.Never play with -



4.Walk on the -



III. Answer the following

1. Think of three things that you would tell your younger brother to keep in mind while crossing the road.

---

---

---


2. List the first aid steps to be followed in the case of a fracture.

---

---

---

IV. Create a poster with four rules to keep everyone safe in school




## Road Safety

1) What is this crossing called  ? \_\_\_\_\_

2) What does this mean?  \_\_\_\_\_

3) What does this mean?  \_\_\_\_\_

4) What is the name of this object  \_\_\_\_\_


5) Fill in the missing word. When crossing the road you should stop,  
\_\_\_\_\_ and listen.

6) Circle the correct word in the brackets. You should never  
(walk, run) across the road.

7) Why is it dangerous to cross the road between parked cars?

\_\_\_\_\_



8) Look at this picture  Do you think this person could help you  
cross the road? \_\_\_\_\_

V. Circle the items you would use to help someone bleeding from a cut.

 antiseptic lotion	 weighing machine	 sports helmet
 bandage	 water bottle	 energy drink